


Rotary Vibrators



Rösler provides total finishing solutions



When it comes to surface finishing, Rösler is known to offer complete, well-engineered process solutions. Based on our comprehensive knowledge of **mass finishing** and **shot blasting technologies**, we can provide our customers with practically unlimited finishing solutions. In our state-of-the-art test lab, we conduct meaningful test trials to develop the optimum finishing processes for our customers because only complete solutions yield the best results. We are not simply offering specific surface finishing processes but we also supply perfectly matched auxiliary equipment and consumables. This approach has proven to be highly successful and has established Rösler as the global technological and market leader, with groundbreaking innovations and extremely high quality standards.




In more than **60 countries** we support our customers with a comprehensive network of Rösler sales branches and independent distributors.

Rösler is the only supplier in its field maintaining **test labs** all over the world, where we develop process solutions under actual operating conditions and select the most suitable equipment. This approach saves our customers not only long travel distances and high freight costs, but it also provides them with products and processes that have been extensively tested by our specialists under the most severe operating conditions.



DIN EN ISO 9001 and 50001



Test lab mass finishing

Global network of test labs

Test labs for mass finishing and shot blasting at the Rösler headquarters in Untermerzbach:

- ▶ More than 95 mass finishing and shot blast machines.
- ▶ About 2,700 m² (27,000 sqft) workspace

Our teams in USA, Great Britain, France, Netherlands, Belgium, Spain, Turkey, Romania, Italy, Austria, Switzerland, Russia, Brazil, Serbia and India provide similar test lab services.

Complete solutions


Besides demanding high quality, environmentally safe and efficient products, our customers also prefer to purchase all process components from one single source. That is why we offer not merely the processing equipment but the complete package with perfectly matched consumables. This guarantees the best finishing results and absolute process safety. Our global service teams take care of the delivery and the installation for you. Qualified engineers train our customers right at their location. And, of course, our after-sales service members will answer all of your questions. Quick supply of all spare parts and professional consultation by our experienced process specialists ensure that your finishing processes are always running smoothly.

Team spirit


Rösler is a dynamic company, where the initiative and dedication of each team member plays a central role. Systematic advanced professional training and cooperative, lean management are essential elements of our corporate philosophy. With our established internship programs, we are able to development of tomorrow's professional team members, today.

Fields of application / Examples of application

Overview

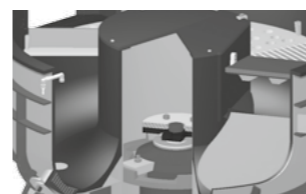


Wheel
Housing
Synchroniser ring
Tool
Casting mold
Saw blade
Implant
Engine block
Spacer
Glass
Spring
Screw




Rösler rotary vibrators set new standards

6 - 7



Technical details

8 - 9



"EC"... Rotary vibrator

10 - 11



"Euro"... Rotary vibrator

12 - 13




"A"... Rotary vibrator

14 - 17




"R"... Rotary vibrator

18 - 19



Double batch and triple batch system

20 - 21



Special long radius vibrator type R.../2E-LR

22 - 23



Separation technology

24 - 25




Electrical controls and compound dosing

26



Noise protection equipment

27



Special vibratory system

28 - 29



Fully automatic vibratory finishing

30 - 31

Rösler rotary vibrators set new standards

Successful mass finishing applications are usually the result of a combination of creative process technology and innovative equipment engineering. This approach is reflected in the varied line of Rösler rotary vibrators with their enhanced performance characteristics. They combine Rösler's high equipment quality and reliability standards with a functional design. In addition, they are easy to operate and provide a high degree of productivity.

A technology that saves cost!



Functional description



Vibratory surface finishing takes place in a work bowl placed on coil springs. The vibratory energy is induced by a special vibratory motor that is mounted in the center of the work bowl. The vibration creates the typical "relative" movement of media against parts. The continuous feeding of water and compound – also known as soap – supports the finishing process. Frequently, rotary vibrators are equipped with an integrated separation flap and screen. This allows separating the finished parts from the media in the machine: Via the separation screen the parts are transferred to the machine exit or to a posttreatment system, for example, a dryer, while the media remains in the machine. Of course, automatic solutions including different types of material handling systems, along with preand posttreatment units, are possible.

Media and compound production



When it comes to consumables, no one in the industry can match our product line, or our experience. The Rösler product range of media and compounds is by far the most comprehensive in the world due to our 60 years of constant product development and improvement. There are altogether over 8,000 different types of ceramic media, plastic media, and compounds available for use in both, grinding and polishing applications. We continually offer our customers worldwide innovative finishing solutions and possibilities for product improvements and cost reduction.

Applications

Rotary vibrators are extremely flexible and versatile mass finishing systems. Applications include: Deburring, grinding, radiusing, general parts cleaning, de-scaling, de-greasing and polishing of stampings, castings, formed, forged and saw-cut parts as well as machined components. Vibratory finishing can be used for all metals, many plastics, ceramics, rubber, wood, stone and glass and can help to achieve a wide range of objectives. Excellent results can be obtained for highly delicate and small components as well as for large and robust parts.



Technical details

Rotary vibrators made by Rösler ...

Our highly efficient and flexible machine systems offer virtually unlimited finishing solutions. And our engineers and process technology experts are continuously working on further technical improvements.

Convincing technology ...

1 Work bowl

All our process bowls undergo heat treatment after welding for stress relief.

- ▶ Process water supply connections
- ▶ Large access doors for easy adjustment of imbalance weights
- ▶ Many process bowl variations for easy customization of the equipment

2 Integrated separation unit

The machine types EC, Euro, Euro-HS, Euro-KP, Long Radius and Long Radius-KP are equipped with internal separation. The vibration causes the media and finished parts to move across the separation screen. The media falls through the screen openings back into the work bowl, while the finished parts are moved to the machine exit.

- ▶ Separation flap or hand insertable separation gate – for the Euro, EC and LR range
- ▶ The robust separation flap is activated by an external pneumatic cylinder (Euro range, optional for EC models)
- ▶ Vibration-resistant screen mounts (wedges)
- ▶ Spray rinse system over separation screen (optional)

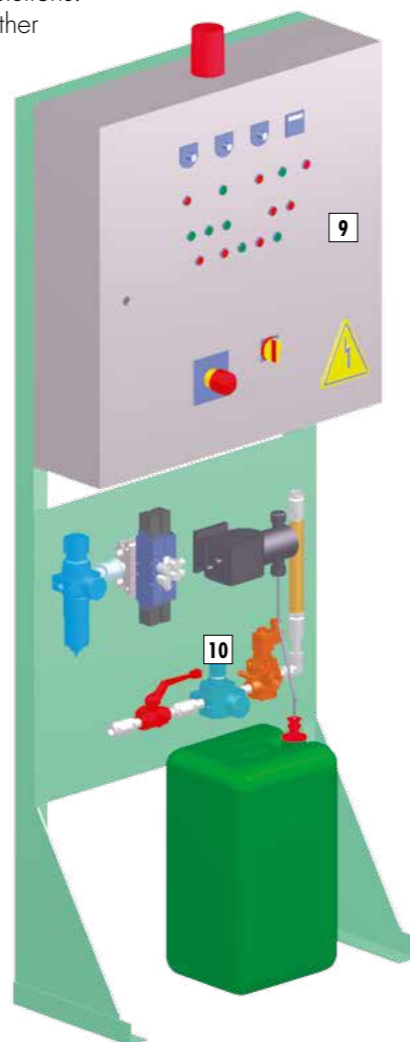
2a Screening of undersized media

- ▶ Undersize screen segment: Optional in EC, Euro, Euro-HS and LR range

3 Wear resistant lining of work bowl

Rösler manufactures its own wear-resistant linings. Prior to lining the inside of the work bowl is shot blasted for better adherence of the wear linings. The following optional linings are available:

- ▶ Molded polyurethane
- ▶ Sprayed polyurethane
- ▶ Glued-in rubber or polyurethane sheets



4 Media unload plug

Double function: Media removal from the work bowl and main drain for the effluent from the work bowl. Can be cleaned from the outside

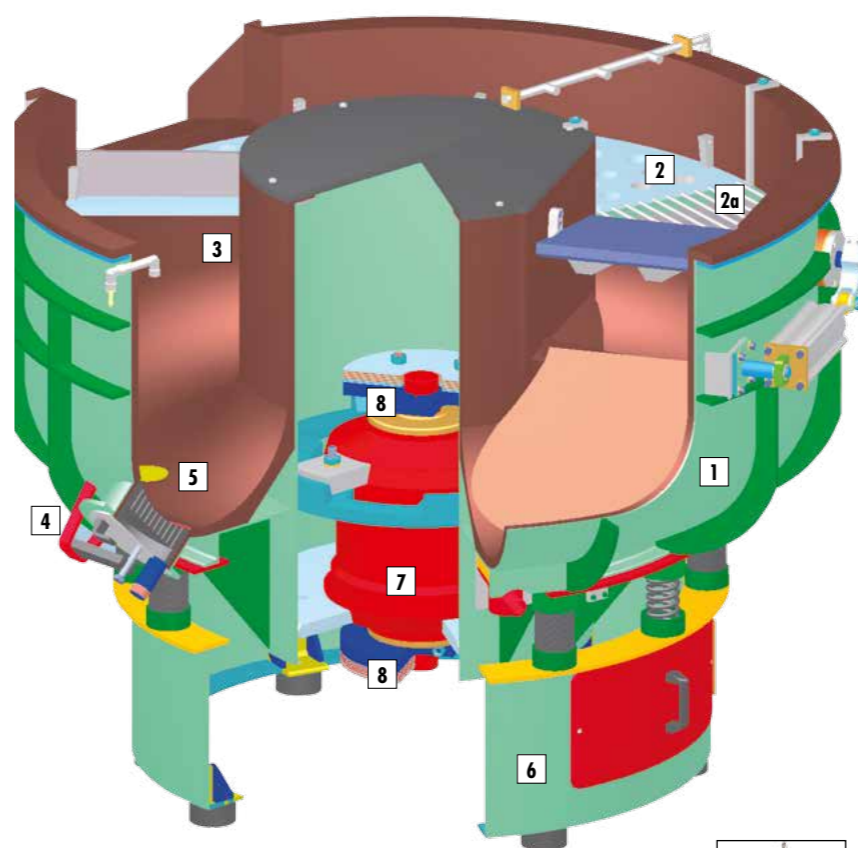
- ▶ Optional: Removal of undersize media

5 Bottom drains in the work bowl

For special mass finishing processes like Keramo-Finish®, Isotropic Superfinish (ISF/REM® process), ball burnishing and pickling, we recommend the use of extra bottom drains in addition to the main drain (media unload plug).

6 Stable bowl suspension

- ▶ Machine base and the special coil springs arrangement ensure a high degree of stability without limiting the vibratory movement
- ▶ Easy access to the lower imbalance weights



7 Special vibratory drive system

The direct drive vibratory motor has been specifically developed for the Rösler rotary vibrators. This powerful and robust drive system provides ample capacity for the transfer of the vibratory energy to the work bowl. The proven double-flange motor fixturing system guarantees a vibration resistant mounting of the vibratory motor onto the inner dome of the work bowl. The motor bearings can be lubricated with an automatic lubrication system. This guarantees a high bearing life.

- ▶ 2 standard motor speeds: 1,500 and 1,000 rpm at 50 Hz (1,800 and 1,200 rpm at 60 Hz)

Option:

- ▶ Variable speed control by frequency inverter: Provides more flexibility in all processing and separation stages

8 Setting of the imbalance weights

The two basic upper and lower imbalance weights are securely fastened to the motor shaft. The offset angle can be easily set with the help of a shaft mounted disc indicating various angles. Depending on the required vibratory performance, additional imbalance weight plates can be easily added.

9 Electrical control

Relay controls or a PLC (optional) allow the central control of all machine functions.

10 Process water supply

- ▶ Separate flow controls for fresh water and compound supply
- ▶ Process water recycling systems optional

Extras:

- ▶ Circular spray bar for even distribution of the process liquid in the work bowl
- ▶ Spray-rinse above the screening area
- ▶ Flow control for water and compound

High speed systems

“High speed” rotary vibrators produce an up to 50% higher grinding performance. Depending on the parts to be treated and the required grinding results they represent a real alternative to standard rotary vibrators. Available in the Euro-, A- and R-range as fully automatic double or triple batch systems.

Longevity and high quality

Rösler rotary vibrators are setting high technological standards. Their functional design, the use of high-quality materials and excellent workmanship guarantee a long service life and low maintenance costs. High quality powder coatings and industrial grade paints guarantee a long-term attractive appearance as well as corrosion protection. Upon request special paints and colors are available.



"EC" ... Rotary vibrator

Due to their specially designed process channel, rotary vibrators, type EC, are truly general purpose machines: The relatively shallow incline of the process channel in the EC machines allows the processing and separation of small as well as large parts. EC machines are also ideally suited for finishing of delicate parts.

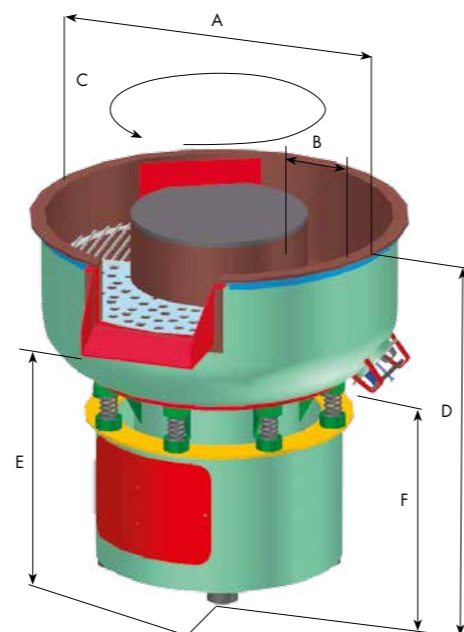


Features:

- ▶ Shallow incline of the processing channel
- ▶ Manually insertable separation gate or pneumatically activated separation flap (option)
- ▶ Large-surface and easy to change separation screens (screen change does not require any tools)
- ▶ Rösler double-flange vibratory motor with 2 speeds (1,500 and 1,000 rpm at 50 Hz); easy and safe lubrication of the bearings
- ▶ Wear resistant lining made from hot poured polyurethane
- ▶ Flexible design of control panels and compound dosing systems

Extras:


- ▶ Extra bottom drains
- ▶ Undersize media classification: Integrated into media unload plug or separate segment on separation screen
- ▶ Noise protection equipment




Technical details:

Operator-assisted separation of media from parts:


Due to their shape, size or fragility, certain parts cannot be automatically separated from the media. The manually inserted and easy to handle separation gate allows such gentle separation. Of course, pneumatically activated separation flaps are also available (R 320 EC and bigger).



"Shallow" incline of the process channel



Manually inserted separation gate



Separation of media and parts



Pneumatically activated separation flap

| Type | | R 125 EC | R 220 EC | R 320 EC | R 420 EC | R 620 EC | R 780 EC |
|--------------------------------------|-----------------|---------------|---------------|--|--|--|--|
| Process bowl | | | | | | | |
| Total volume | l | 125 | 220 | 320 | 420 | 620 | 780 |
| External diameter max. | mm A | 910 | 1,200 | 1,280 | 1,520 | 1,695 | 1,805 |
| Process bowl width | mm B | 210 | 260 | 290 | 355 | 430 | 430 |
| Overall length of processing channel | mm C | 1,970 | 2,630 | 2,780 | 3,300 | 3,450 | 3,820 |
| Machine height | mm D | 1,105 | 1,115 | 1,210 | 1,240 | 1,235 | 1,260 |
| Unload height | mm E | 890 | 890 | 990 | 1,010 | 985 | 1,010 |
| Height media unload plug | mm F | 660 | 640 | 650 | 675 | 600 | 575 |
| Separation | | | | | | | |
| Length x width | mm | 710 x 210 | 980 x 260 | 1,025 x 300 | 1,260 x 360 | 1,315 x 430 | 1,430 x 430 |
| Area | cm ² | 1,600 | 2,600 | 3,500 | 4,600 | 5,800 | 6,400 |
| Type | | Slide-in-gate | Slide-in-gate | Slide-in-gate, optional: pneumatically activated separation flap | Slide-in-gate, optional: pneumatically activated separation flap | Slide-in-gate, optional: pneumatically activated separation flap | Slide-in-gate, optional: pneumatically activated separation flap |
| Drive power | | | | | | | |
| Speed (at 50 Hz/60 Hz)* | RPM | 1,500 | 1,500 | 1,500 | 1,500 | 1,500 | 1,500 |
| Connected load | kW | 0.75 | 3 | 3 | 3 | 7.5 | 7.5 |
| Media unload plug | Ø mm | 105 | 105 | 105 | 180 | 180 | 180 |

* Standard speed 1,500 and 1,000 RPM
Variable speed with frequency inverter

"Euro"... Rotary vibrator

Euro rotary vibrators are ideal for interlinked, automatic surface finishing processes. They are characterized by a process channel with spiral bottom incline and pneumatically activated separation flap. A special "gate clearing" feature developed by Rösler allows fully automatic processing and separation.

Features:

- ▶ Spiral bottom process channel for easy separation
- ▶ Pneumatically activated separation flap
- ▶ Large-surface and easy to change separation screens (screen change does not require any tools)
- ▶ Rösler double-flange vibratory motor with 2 speeds (1,500 and 1,000 rpm at 50 Hz); easy and safe lubrication of the bearings
- ▶ Wear resistant lining made from hot poured polyurethane
- ▶ Flexible design of control panels and compound dosing systems

Extras:

- ▶ Extra bottom drains
- ▶ Undersize media classification: Integrated into media unload plug or separate segment on separation screen
- ▶ Noise protection equipment
- ▶ "Gate clearing" with sliding imbalance weights and automatic reversal of the vibratory motor



Technical details:

Automatic separation:

The spiral bottom process channel and the pneumatically activated separation flap facilitate automatic separation of media and parts.

Option:


- ▶ Rinsing of the separation flap



Spiral bottom process channel



Drop behind separation flap: Prevents flat parts from sticking to each other



Separation flap, closed



Gentle "cascade" drop behind separation flap: Prevents damage of delicate parts



Manual separation flap with hand lever (R 125 Euro)

Gate clearing

By reversing the rotational direction of the vibratory motor and subsequent sliding of the imbalance weights by around 190 degrees, the parts/media mass is moving backwards and clears the ramp area of media and parts. This allows the separation flap to move into position without "catching" any media or parts.



Motor with reversible weights

"Euro"... HS high speed vibrators

Work bowl:

- ▶ Made with specially treated steel
- ▶ Special gusseting for extra strength
- ▶ Wear resistant, double-thick lining made from hot poured polyurethane
- ▶ Re-enforced welding construction

Drive system:

- ▶ Special high performance Rösler vibratory motor Power+, amplitude up to app. 10 mm
- ▶ Central lubrication



"Euro"... KP ball burnishing systems

For extra heavy loads:

Specially designed for ball burnishing or high-pressure deburring with steel / stainless steel media:

- ▶ Work bowl re-enforced, 270 degrees spiral bottom incline of process channel
- ▶ Rubber lining of work bowl
- ▶ Recommended accessories: Suction pump and splash guard



| Type | R 125 Euro | | R 220 Euro | | R 320 Euro | | | R 420 Euro | R 620 Euro | | | R 780 Euro | | R 1050 Euro | R 1500 Euro | | |
|--------------------------------------|-----------------|---------|------------------------------------|---|---|---|---|---|---|---|---|---|---|---|---|---|---|
| | Euro | Euro-KP | Euro | Euro-KP | Euro | Euro-KP | Euro-HS | Euro | Euro | Euro-KP | Euro-HS | Euro | Euro-HS | Euro | Euro | | |
| Process bowl | | | | | | | | | | | | | | | | | |
| Total volume | l | 125 | 125 | 220 | 220 | 320 | 320 | 320 | 420 | 620 | 620 | 620 | 780 | 780 | 1,050 | 1,500 | |
| External diameter max. | mm | A | 910 | 910 | 1,190 | 1,190 | 1,350 | 1,350 | 1,350 | 1,520 | 1,695 | 1,695 | 1,715 | 1,805 | 1,800 | 2,130 | |
| Process bowl width | mm | B | 215 | 215 | 260 | 260 | 325 | 330 | 305 | 350 | 430 | 435 | 430 | 440 | 440 | 525 | |
| Overall length of processing channel | mm | C | 2,050 | 1,890 | 2,725 | 2,725 | 3,050 | 3,050 | 2,820 | 3,500 | 3,800 | 3,800 | 3,800 | 4,100 | 4,100 | 4,800 | |
| Machine height | mm | D | 1,110 | 1,105 | 1,180 | 1,180 | 1,210 | 1,250 | 1,320 | 1,355 | 1,225 | 1,225 | 1,320 | 1,375 | 1,375 | 1,530 | |
| Unload height | mm | E | 890 | 890 | 965 | 960 | 990 | 1,030 | 1,030 | 1,150 | 985 | 985 | 1,055 | 1,125 | 1,125 | 1,160 | |
| Height media unload plug | mm | F | 650 | 625 | 640 | 640 | 615 | 635 | 580 | 705 | 500 | 500 | 580 | 600 | 600 | 580 | |
| Separation | | | | | | | | | | | | | | | | | |
| Length x width | mm | | 710 x 215 | 710 x 215 | 980 x 260 | 980 x 260 | 1,265 x 335 | 1,265 x 335 | 1,265 x 335 | 1,260 x 360 | 1,315 x 430 | 1,315 x 430 | 1,315 x 430 | 1,430 x 435 | 1,430 x 435 | 1,395 x 465 | 1,700 x 600 |
| Area | cm ² | | 1,600 | 1,600 | 2,600 | 2,600 | 3,500 | 3,500 | 3,500 | 4,600 | 5,800 | 5,800 | 5,800 | 6,200 | 6,200 | 6,500 | 10,200 |
| Type | | | Manually activated separation flap | Pneumatically activated separation flap | Pneumatically activated separation flap | Pneumatically activated separation flap | Pneumatically activated separation flap | Pneumatically activated separation flap | Pneumatically activated separation flap | Pneumatically activated separation flap | Pneumatically activated separation flap | Pneumatically activated separation flap | Pneumatically activated separation flap | Pneumatically activated separation flap | Pneumatically activated separation flap | Pneumatically activated separation flap | Pneumatically activated separation flap |
| Drive power | | | | | | | | | | | | | | | | | |
| Speed (at 50 Hz/60 Hz)* | RPM | | 1,500 | 1,500 | 1,500 | 1,500 | 1,500 | 1,500 | 1,500 | 1,500 | 1,500 | 1,500 | 1,500 | 1,500 | 1,500 | 1,500 | 1,500 |
| Connected load | kW | | 0.75 | 0.75 | 3 | 3 | 3 | 7.5 | 7.5 | 7.5 | 7.5 | 7.5 | Power* 12.5 | 7.5 | Power* 12.5 | 7.5 | 12.5 |
| Media unload plug | | | | | | | | | | | | | | | | | |
| | Ømm | | 105 | 105 | 190 | 190 | 190 | 190 | 190 | 190 | 190 | 190 | 190 | 190 | 190 | 190 | 190 |

*Standard speed 1,500 and 1,000 RPM
Variable speed with frequency inverter

"A" ... Rotary vibrator

The A – range of rotary vibrators with their powerful MS/E-V magnetic separators is in a class of its own. This machine type was specially designed for processing of parts that can be separated magnetically. The electrical controls are designed to allow the finishing process to run fully automatic.



Features:

- ▶ Work bowl re-enforced with extra gussets and equipped with special ramp in the process channel for easy magnetic separation. High performance magnetic separator, type MS/E-V.
- ▶ Rösler double-flange vibratory motor with 2 speeds (1,500 and 1,000 rpm at 50 Hz); easy and safe lubrication of the bearings.
- ▶ Wear resistant lining made from hot poured polyurethane.
- ▶ Media unload plug with integrated effluent drain.
- ▶ Flexible design of control panels and compound dosing systems.

Extras:

- ▶ Extra bottom drains
- ▶ Undersize media classification: Integrated into media unload plug
- ▶ Noise protection equipment

"A" ... HS high speed vibrators

Process bowl:

- ▶ Made with specially treated steel
- ▶ Special gusseting for extra strength
- ▶ Wear resistant, double-thick lining made from hot poured polyurethane

Machine base:

- ▶ Re-enforced welding fabrication

Drive system:

- ▶ Special high performance Rösler vibratory motor Power+
- ▶ Amplitude up to app. 10 mm
- ▶ Variable motor speed*
- ▶ Central lubrication

IMPORTANT when utilizing magnetic separation:

Almost all finished steel parts require de-magnetization prior to further treatment.

We offer the following options:

- ▶ Plate de-magnetization: Installed in the magnetic belt separators of the types MS/E-V and MS/E
- ▶ Drum magnet separators: Optionally equipped with basic de-magnetization unit
- ▶ Special solutions: De-magnetization tunnels and conveyor belts with single or double de-magnetizing plates

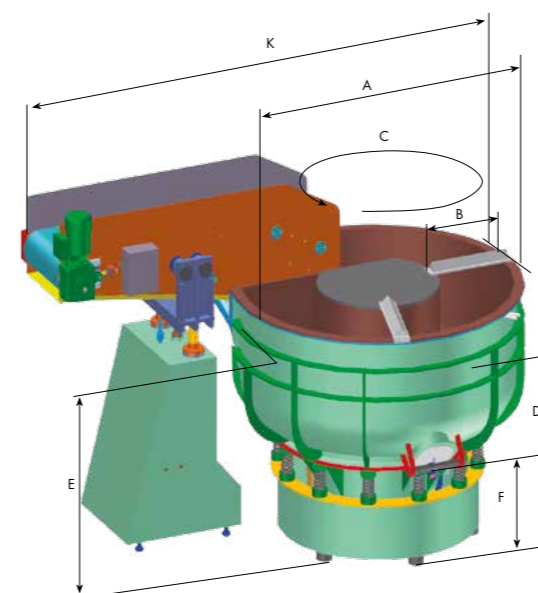
| Type | | | R 780 A | R 1050 A | R 1050 A-HS |
|---------------------------------------|----|---|---------|----------|-------------|
| Process bowl | | | | | |
| Total volume | l | | 780 | 1,050 | 1,050 |
| External diameter max. | mm | A | 1,805 | 1,805 | 1,805 |
| Process bowl width | mm | B | 435 | 465 | 465 |
| Overall length of processing channel | mm | C | 4,100 | 4,100 | 4,100 |
| Machine height | mm | D | 1,275 | 1,375 | 1,375 |
| Unload height | mm | E | 1,045 | 1,105 | 1,105 |
| Height media unload plug | mm | F | 600 | 550 | 550 |
| Total length incl. magnetic separator | mm | K | 3,000 | 3,000 | 3,000 |

| Separation | | | Magnetic separat. | Magnetic separat. | Magnetic separat. |
|------------|--|--|-------------------|-------------------|-------------------|
| | | | | | |

| Drive power | | | | | |
|-------------------------|-----|--|-------|-------|-------------|
| Speed (at 50 Hz/60 Hz)* | RPM | | 1,500 | 1,500 | 1,500 |
| Connected load * | kW | | 7.5 | 7.5 | Power+ 12.5 |

| Media unload plug | Ømm | | 190 | 190 | 190 |
|-------------------|-----|--|-----|-----|-----|
| | | | | | |

* Standard speed 1,500 and 1,000 RPM · Variable speed with frequency inverter



"A" ... Rotary vibrator

Magnetic separation of finished parts

Magnetic separation of finished ferritic parts offers advantages with regard to efficiency, productivity and ease of operation.

MS/E-V high performance magnetic separators for the "A" ... range of rotary vibrators

Fully automatic removal of parts with height adjustment and adjustment of the magnetic field



Technical details:

The angled magnetic head and the permanent magnetic field with pulsating poles (anti-poles) facilitates the release of trapped media in the pickup area.

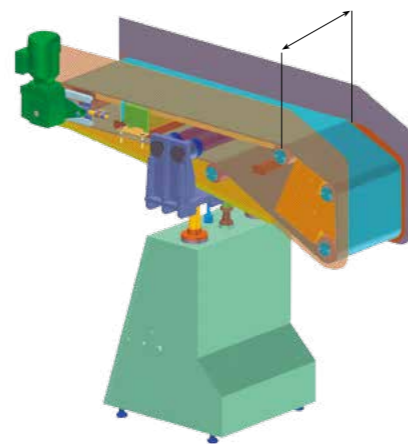
- ▶ Discharge width equals the full width of the process channel
- ▶ Special cams prevent parts from getting caught on the left and right hand side of the belt
- ▶ Magnetic adjustment in the parts pickup area
- ▶ Side plates of the magnetic head are made from stainless steel
- ▶ Pneumatic height adjustment
- ▶ Different belt designs available
- ▶ Plate de-magnetization zone

Extras:

- ▶ Variable conveyor speeds
- ▶ Customized de-magnetization solutions
- ▶ Automatic parts unload program with height adjustment and adjustment of the intensity of the magnetic field

Recommended:

- ▶ Speed control for the rotary vibrator



| Type: | Conveyor width mm |
|---------------|-------------------|
| R 780 MS/E-V | 480 |
| R 1050 MS/E-V | 480 |

Scale: 04/09

MS/E magnetic separators for the EC and Euro range

The angled magnetic head and the permanent magnetic field with pulsating poles (anti-poles) facilitates the release of trapped media in the pickup area.

Technical details:

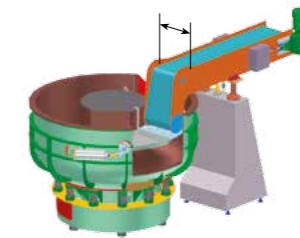
- ▶ Electro magnetic drum permits variation of the magnetic force
- ▶ Different belt designs available
- ▶ Special cams prevent parts from getting caught on the left and right hand side of the belt
- ▶ Side plates of the magnetic head are made from stainless steel
- ▶ Plate de-magnetization zone
- ▶ Pneumatic height adjustment

Extras:

- ▶ Variable conveyor speeds
- ▶ Drum with permanent magnet
- ▶ Customized de-magnetization

Recommended:

- ▶ Speed control for the rotary vibrator



| Type | Drum width mm |
|-------------|---------------|
| R 220 MS/E | 185 |
| R 320 MS/E | 245 |
| R 420 MS/E | 245 |
| R 620 MS/E | 350 |
| R 780 MS/E | 350 |
| R 1050 MS/E | 350 |

Scale: 04/09

TRM drum magnetic separators for EC, Euro and long radius rotary vibrators

Drum magnetic separators can easily be integrated into rotary vibrators equipped with separation screens. A key feature of magnetic drum separators is their compact, space saving design.

Technical details:

- ▶ Height adjustment by electric motor
- ▶ Variable drum speed
- ▶ Drum design: Stainless steel with a polyurethane antiadhesion coating

Extras:

- ▶ Integrated demagnetization unit
- ▶ Mounted on a movable frame for easy handling
- ▶ Magnetic drum can be tilted

Recommended:

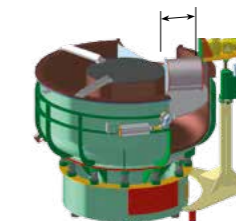
- ▶ Speed control for the rotary vibrator



Drum magnet with de-magnetization tunnel



Double drum magnetic separation system for difficult to separate parts



| Type: | Drum width mm |
|----------------------------------|---------------|
| R 125 TRM | 125 |
| R 220 TRM, R 320 TRM | 180 |
| R 420 TRM | 255 |
| R 620 TRM, R 780 TRM, R 1050 TRM | 355 |
| R 1500 TRM | 425 |

Scale: 04/09

"R" ... Rotary vibrator

Flat bottom rotary vibrators are perfect for treating large and bulky as well as delicate parts. The flat bottom ensures a perfect immersion of the parts into the media mass. For parts that need to be processed individually without touching each other, so-called "paddle wheels" with dividers are available which create separate processing chambers in the work bowl. Finished parts are usually taken out manually. Bottom unload gates allow complete evacuation of the work bowl and external separation of media from parts (option).

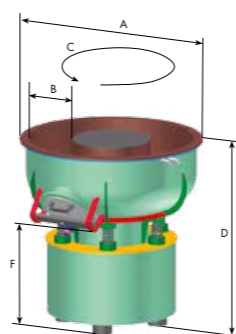
Technical details:

- ▶ Flat bottom processing channel
- ▶ Reversing of rotational direction of vibratory motor moves the parts to the top of the media mass for easy manual removal
- ▶ Rösler double-flange vibratory motor with 2 speeds (1,500 and 1,000 rpm at 50 Hz); easy and safe lubrication of the bearings
- ▶ Adjustable imbalance weights allow different grinding intensities
- ▶ Wear resistant lining made from hot poured polyurethane
- ▶ Flexible design of control panels and compound dosing systems



Multi-Power package:

Two levels of vibratory intensity (amplitude) can be automatically selected for aggressive de-burring followed by gentle smoothing.



"R" ... HS high speed vibrators



Process bowl:

- ▶ Made with specially treated steel
- ▶ Special gusseting for extra strength
- ▶ Wear resistant, double-thick lining made from hot poured polyurethane
- ▶ Special high performance Rösler vibratory motor Power+, amplitude up to app. 10 mm
- ▶ Central lubrication

"R" ... KP special ball burnishing systems

For extra heavy loads:

Specially designed for ball burnishing or high-pressure de-burring with steel/stainless steel media.

- ▶ Work bowl re-enforced
- ▶ Rubber lining of work bowl
- ▶ Recommended accessories: Suction pump and splash guard



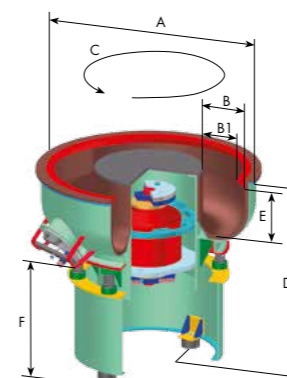
Special work bowl versions R range ...

"R" ... rotary vibrators in E-PUR version

Outer wall of process channel equipped with triangular wedge made from polyurethane.

Benefits:

The wedge profile in the outer wall of the process channel speeds up and optimizes the processing of small, delicate parts by preventing them from sticking to the channel wall. The wedge is also very useful for part-on-part processing without media.



| Type | | R 220 E-PUR | R 320 E-PUR | R 620 E-PUR |
|--------------------------------------|-------|-------------|-------------|-------------|
| Process bowl | | | | |
| Total volume | l | 220 | 320 | 620 |
| External diameter max. | mm A | 1,190 | 1,350 | 1,595 |
| Process bowl width | mm B | 260 | 330 | 430 |
| Max. parts width | mm B' | 185 | 240 | 300 |
| Overall length of processing channel | mm C | 2,600 | 2,840 | 3,510 |
| Machine height | mm D | 1,070 | 1,070 | 1,200 |
| Process bowl useable depth | mm E | 250 | 280 | 340 |
| Height media unload plug | mm F | 645 | 595 | 625 |
| Drive power | | | | |
| Speed (at 50 Hz/ 60 Hz)* | RPM | 1,500 | 1,500 | 1,500 |
| Connected load | kW | 3 | 3 | 7.5 |
| Media unload plug | | | | |
| | Ømm | 190 | 190 | 190 |

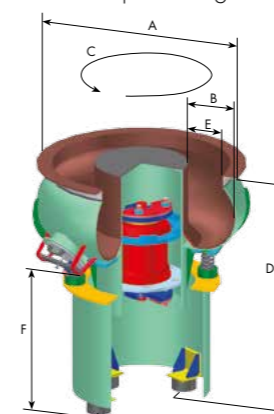
* Standard speed 1,500 and 1,000 RPM - Variable speed with frequency inverter

"R" ... rotary vibrators in E-M version

The outer wall of the process channel has a curved profile.

Benefits:

The curved exterior wall of the process channel optimizes the rotational movement of the parts/ media mass. Especially beneficial for processing of light-weight parts which do not easily immerse into the media but tend to float on the top.



| Type | | R 125 E-M | R 220 E-M | R 320 E-M | R 420 E-M | R 620 E-M |
|--------------------------------------|------|-----------|-----------|-----------|-----------|-----------|
| Process bowl | | | | | | |
| Total volume | l | 125 | 220 | 320 | 420 | 620 |
| External diameter max. | mm A | 850 | 1,130 | 1,280 | 1,440 | 1,595 |
| Process bowl width | mm B | 215 | 260 | 335 | 350 | 430 |
| Overall length of processing channel | mm C | 1,950 | 2,600 | 2,840 | 3,250 | 3,510 |
| Machine height | mm D | 1,010 | 1,030 | 1,100 | 1,165 | 1,240 |
| Max. parts width | mm E | 160 | 200 | 240 | 260 | 310 |
| Height media unload plug | mm F | 640 | 570 | 580 | 620 | 625 |
| Drive power | | | | | | |
| Speed (at 50 Hz/ 60 Hz)* | RPM | 1,500 | 1,500 | 1,500 | 1,500 | 1,500 |
| Connected load | kW | 0.75 | 3 | 3 | 7.5 | 7.5 |
| Media unload plug | | | | | | |
| | Ømm | 105 | 190 | 190 | 190 | 190 |

* Standard speed 1,500 and 1,000 RPM - Variable speed with frequency inverter

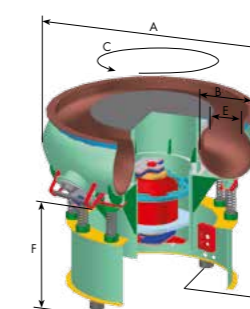
"R" ... rotary vibrators in 2-E version

Work bowl with double curved wall processing channel.

Benefits:

Both, inner and outer wall of the processing channel are curved. This creates an ideal rotational movement of the parts/media mass: Specifically recommended for:

- ▶ ISF/REM® Superfinishing applications
- ▶ Light-weight parts
- ▶ Delicate parts



| Type | | R 420 2-E | R 620 2-E |
|--------------------------------------|------|-----------|-----------|
| Process bowl | | | |
| Total volume | l | 330 | 530 |
| External diameter max. | mm A | 1,440 | 1,595 |
| Process bowl width | mm B | 365 | 430 |
| Overall length of processing channel | mm C | 3,250 | 3,510 |
| Machine height | mm D | 1,010 | 1,210 |
| Max. parts width | mm E | 220 | 235 |
| Height media unload plug | mm F | 530 | 645 |
| Drive power | | | |
| Speed (at 50 Hz/ 60 Hz)* | RPM | 1,500 | 1,500 |
| Connected load | kW | 7.5 | 7.5 |
| Media unload plug | | | |
| | Ømm | 190 | 190 |

* Standard speed 1,500 and 1,000 RPM - Variable speed with frequency inverter

| Type | R 125 | | R 220 | R 320 | | | R 420 | R 620 | | | R 780 | | R 1050 | R 1400 | R 2600 | R 3500 | | |
|--------------------------------------|-------|----------|-------|-------|----------|----------|-------|-------|----------|----------|-------|------------|--------|------------|--------|-----------|-----------|-----------|
| | R 125 | R 125 KP | | R 320 | R 320 KP | R 320 HS | | R 620 | R 620 KP | R 620 HS | R 780 | R 780 HS | | | | | | |
| Process bowl | | | | | | | | | | | | | | | | | | |
| Total volume | l | | 125 | 125 | 220 | 320 | 320 | 320 | 420 | 620 | 620 | 620 | 780 | 780 | 1,050 | 1,400 | 2,600 | 3,500 |
| External diameter max. | mm | A | 910 | 910 | 1,190 | 1,350 | 1,350 | 1,350 | 1,520 | 1,695 | 1,695 | 1,695 | 1,805 | 1,810 | 1,805 | 2,210 | 2,520 | 2,905 |
| Process bowl width | mm | B | 210 | 210 | 250 | 330 | 335 | 305 | 360 | 430 | 430 | 430 | 435 | 435 | 455 | 650 | 765 | 890 |
| Overall length of processing channel | mm | C | 1,950 | 1,950 | 2,600 | 2,840 | 2,840 | 2,840 | 3,250 | 3,510 | 3,510 | 3,510 | 3,815 | 3,815 | 3,750 | 4,400 | 4,900 | 5,660 |
| Machine Height | mm | D | 1,010 | 1,010 | 1,070 | 1,070 | 1,110 | 1,110 | 1,235 | 1,200 | 1,200 | 1,280 | 1,225 | 1,225 | 1,225 | 1,385 | 1,780 | 1,765 |
| Height media unload plug | mm | F | 630 | 620 | 645 | 595 | 630 | 630 | 705 | 625 | 625 | 705 | 600 | 600 | 550 | 675 | 840 | 815 |
| Drive power | | | | | | | | | | | | | | | | | | |
| Speed (at 50 Hz/60 Hz)* | RPM | | 1,500 | 1,500 | 1,500 | 1,500 | 1,500 | 1,500 | 1,500 | 1,500 | 1,500 | 1,500 | 1,500 | 1,500 | 1,500 | 1,500 | 1,500 | 1,500 |
| Connected load | kW | | 0.75 | 0.75 | 3 | 3 | 7.5 | 7.5 | 7.5 | 7.5 | 7.5 | Power*12.5 | 7.5 | Power*12.5 | 7.5 | 12.5 | 15 | 22 |
| Media unload plug | | | | | | | | | | | | | | | | | | |
| | Ømm | | 105 | 105 | 190 | 190 | 190 | 190 | 190 | 190 | 190 | 190 | 190 | 190 | 190 | □ 320x220 | □ 490x320 | □ 350x250 |

* Standard speed 1,500 and 1,000 RPM - Variable speed with frequency inverter

State: 11/12

Double batch and triple batch system – Fully automatic rotary vibrators

The finishing process and parts separation take place simultaneously

The surface finishing of mass-produced parts poses special engineering challenges. For example where no mixing of batches of different parts ("batch integrity"), carryout of media, or media lodging in the parts is allowed. Among other things this requires a reliable and effective undersize media classification system.

Benefits of multi batch systems:

Double and triple batch systems offer maximum use of available processing capacity by simultaneous surface finishing and separation:

- ▶ Fully automatic separation process
- ▶ No mixing of parts from different batches
- ▶ Precise and controlled parts transfer to the separation unit ensures effective screening. This is a prerequisite for post treatment steps like parts washing and drying
- ▶ Can be easily adapted to the most difficult separation tasks
- ▶ Parts can be spray-washed during separation

1 Rotary vibrator

- ▶ Work bowl geometry based on "R" range with special gusseting for extra strength, flat bottom process channel and designed for complete unload.
- ▶ Media/parts unload gate, either pneumatically or hydraulically activated
- ▶ Rinse station to flush out residual media and parts from the work bowl
- ▶ Variable speed for the vibratory motor
- ▶ Operator platform

Extras:

- ▶ "R" ... rotary vibrator E-PUR version – Triangular wedge on outside wall of processing channel

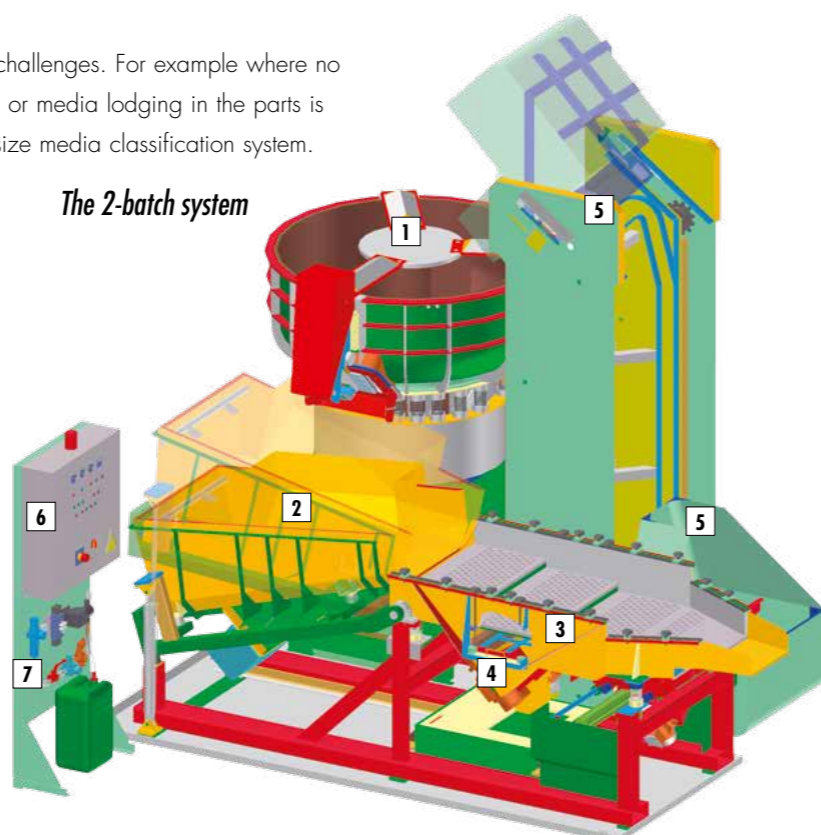
2 Intermediate hopper (holds one complete batch of finished parts and media):

- ▶ Variable speed of the vibratory system and variable inclination levels allow exact dosing of parts and media to the separation unit for optimum separation.

Extras:

- ▶ Anti-adhesion package: Prevents finished parts from sticking to the walls of the intermediate hopper

The 2-batch system



3 Vibratory separation unit with large screen area:

Three screen decks with tumbling steps; screens can be easily replaced without requiring any tools

- ▶ Rinse station over screen decks for cleaning of the finished parts
- ▶ Adjustable vibration intensity, optionally with speed control

Extras:

- ▶ Magnetic separation; either rotary drum magnet or belt magnetic separator with de-magnetizing system

4 Undersize media classification:

- ▶ Special screen deck with slide-in undersize media collecting tray

Multi-Power package:

Two levels of vibratory intensity (amplitude) can be automatically selected for aggressive de-burring followed by gentle smoothing.

Special HS high speed version

available in model size R 620

5 Media return into the work bowl:

- ▶ Special loading system for returning media to the work bowl; can also be used for loading raw parts into the work bowl

Extras:

- ▶ Weighing system for automatic media top-up into the work bowl
- ▶ Anti-adhesion package: The checker plate pattern prevents finished parts and media from sticking to the walls of loading system.
- ▶ Loading hopper equipped with pneumatic flap for gentle loading of media and raw parts into the work bowl

6 Easy-to-operate electrical controls:

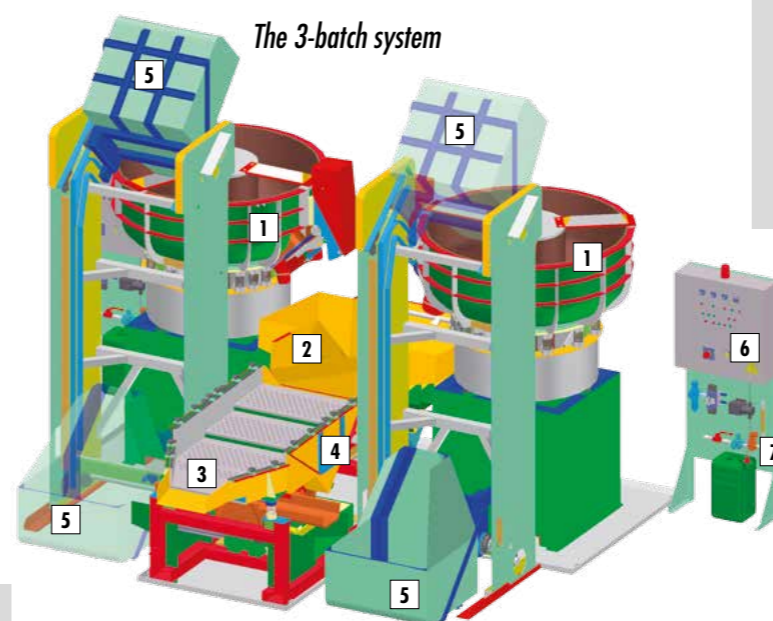
Fully automatic operation with PLC

- ▶ Multiple processing programs possible (up 99)
- ▶ MPI interface for integration into a multi-machine environment

Extras:

- ▶ Recording of operating parameters and machine settings
- ▶ Remote trouble shooting via modem

The 3-batch system



7 Compound dosing:

- ▶ PLC controlled process water supply system with flow regulator, optionally for fresh water or recycling operation
- ▶ Dosing pump for precise dosing of compound

2-batch or 3-batch system

The 2-batch system:



- ▶ There are two batches of parts and media in the system: While one batch of parts is processed, a second batch is being separated. This minimizes nonproductive, idle equipment time.
- ▶ The 2-batch system features a processing unit and a stand-alone separation station.

The 3-batch system:



- ▶ There are three batches of parts and media in the system: While two batches of parts are processed, a third batch is being separated.
- ▶ The 3-batch system features a tandem installation (2 processing units) and one stand-alone separation station. This separation station is used by both processing units for separation of finished parts from media. Non-productive, idle equipment time is minimized.

Equipment safety/noise protection

- ▶ Safety fence
- ▶ Sliding doors minimize the required floor space

Extras:

- ▶ Combined safety/noise protection cabin

| Type | | R 420 2CH | R 620 2CH | R 420 3CH | R 620 3CH |
|--------------------------------------|-----|-----------|-----------|-----------|-----------|
| Dimensions¹ | | | | | |
| Length | mm | 5,300 | 4,400 | 5,300 | 5,400 |
| Width | mm | 3,900 | 4,000 | 4,900 | 5,000 |
| Single processing bowl | | | | | |
| Total volume | l | 420 | 620 | 420 | 620 |
| External diameter max. | mm | 1,520 | 1,700 | 1,520 | 1,700 |
| Process bowl width | mm | 350 | 430 | 350 | 430 |
| Overall length of processing channel | mm | 3,250 | 3,510 | 3,250 | 3,510 |
| Drive power | | | | | |
| Speed (at 50 Hz/ 60 Hz)* | RPM | 1,500 | 1,500 | 1,500 | 1,500 |
| Connected load | kW | 7.5 | 7.5 | 7.5 | 7.5 |

¹ More types available on request

* Standard speed 1,500 and 1,000 RPM
Variable speed with frequency inverter

Special long radius vibrator type R.../2E-LR

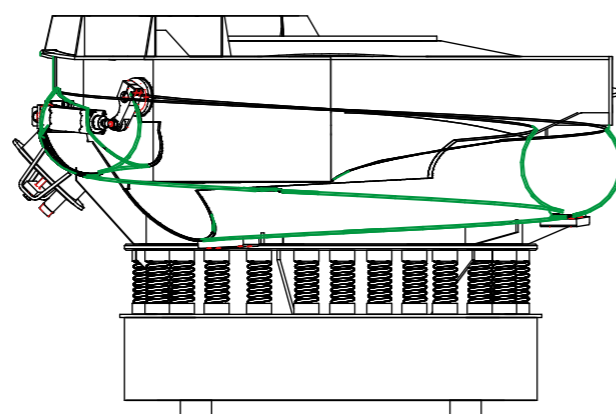
With their extra long processing channel long radius vibratory systems can be used for batch as well as continuous feed surface finishing. The work bowl has a double curved wall processing channel with equal channel width and depth. This guarantees excellent rotary movement and immersion of the parts into the media mass.

Technical details:

- ▶ Spiral bottom process channel with continuous incline for easy separation
- ▶ Double curved walls of processing channel
- ▶ Gentle, adjustable "cascade" drop behind separation ramp.
- ▶ Manually insertable separation gate or pneumatically activated separation flap
- ▶ Linear screen area with easy to change separation screen
- ▶ Wear resistant lining made from HD 90 polyurethane



Optimum immersion of parts into media mass; protection against parts nicking each other on the channel incline



Technical details:



Parts loading:
Load chute for feeding parts in continuous feed operation



Pneumatically activated separation flap



Manually insertable separation gate

Continuous or batch operation:

Separation package with automatic control of separation flap



Separation of media from finished parts:

Easy to change screens requiring no tools allow quick exchange of separation screens.

Option: Integrated rinse station over screening area for spray rinsing of the finished parts



Available upon request: Special linear separation unit with independent vibratory drive; can be linked to a rotary storage table

Long radius- KP ball burnishing systems

For extra heavy loads:

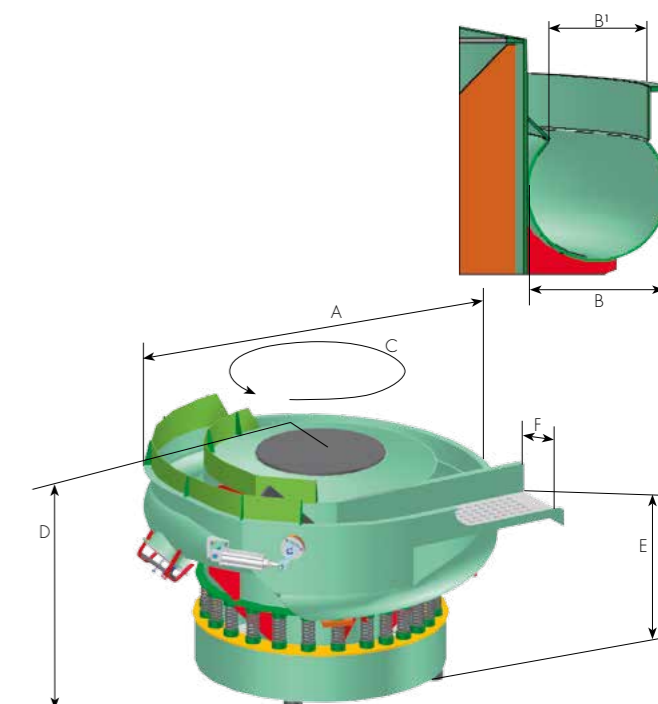
Specially designed for ball burnishing or highpressure deburring with steel/stainless steel media:

- ▶ Re-enforced coil springs
- ▶ Lining of work bowl: sprayed polyurethane
- ▶ Recommended accessories: Suction pump and splash guard

| Type | | R 480/2E-LR | R 780/2E-LR |
|--------------------------------------|-------------------|-------------|-------------|
| Process bowl | | | |
| Total volume | l | 350 | 680 |
| External diameter max. | mm A | 1,900 | 2,380 |
| Process bowl width | mm B | 270 | 395 |
| Workpiece loading width | mm B ¹ | 185 | 320 |
| Overall length of processing channel | mm C | 5,350 | 6,100 |
| Machine height | mm D | 1,230 | 1,570 |
| Unload height | mm E | 1,010 | 1,200 |
| Screen width | mm F | 280 | 340 |
| Drive Power | | | |
| Speed (at 50 Hz/ 60 Hz)* | RPM | 1,500 | 1,500 |
| Connected load | kW | 7.5 | 7.5 |
| Media unload plug | | | |
| | Ø mm | 200 | 200 |

* Standard speed 1,500 and 1,000 RPM
Variable speed with frequency inverter

Seite: 07/15




Separation technology

To be truly successful, vibratory finishing applications require sophisticated separation technologies. After the finishing process the parts must be completely separated from the media. Screen separation is the most commonly used separation technology.


Pre-condition: Optimum difference in media and parts size. Small to mid-size ferriitic parts can be separated with magnetic separators.

Screen types:

Perforated screens




Perforated plastic board*




Plastic screen with holes at a 45 degree angle *

Mesh screens



Stainless steel*



Mesh screen with polyurethane coating*

Screen fastening wedges



Polyurethane wedges allow quick screen fastening and exchange of screens.

Bar screens and slotted screens



Bar screen, (stainless steel)*



Milled plastic bar screen*



Slotted plastic screen*

Reverse separation screens:

For some finishing applications the media may be bigger than the parts. This requires reverse separation screens for separation of finished parts and media.



Discharge of finished parts

Media return into the work bowl

* Available in a wide range of sizes

Special separation methods:



Separation screens with built-in tumbling steps
Removes media from cup shaped parts



Special separation flap inserted from the top

Special separation task: Linear separation unit with independent vibratory drive

Delicate parts can be separated from the media by using external screening units with independent vibratory drive. Drive system either by vibratory motor or magnetic oscillator; both with variable speed



Linear separation unit with vibratory motors



Linear separation unit with magnetic oscillator

Undersize media classification:

The media changes its shape and size during the finishing process. Depending on the parts shape this can cause lodging of undersize media in bore holes, blind holes, undercuts, etc. To prevent such lodging, undersize media must be removed from the finishing system.




Permanent undersize media classification:

The classification and discharge of undersize media is performed continuously while the vibratory finishing system is running (processing and separation stage).



Periodic undersize media classification:

The undersize media is only removed during the actual separation step; usually by a screen segment built into the separation screen.




Effluent drain:

Effective removal of effluent from the work bowl is a pre-requisite for a stable finishing process.



Combined media unload plug with effluent drain (main drain)



Bottom drains (optional) are recommended for complete removal of the effluent with special finishing applications (Keramo-Finish®, ball burnishing, REM/ISF®)

Electrical control and compound dosing

Electrical controls

Rotary vibrators can be used as manual stand-alone or fully automatic, linked systems. The electrical controls must reflect the complexity of the different finishing systems. For simple systems Rösler is using the well proven relay panels, while for more complex systems PLC controls are a must. These panels control all system functions including the compound and water dosing.

Control panel E1:



- ▶ Easy to operate contactor panel for standalone machines without any peripheral equipment
- ▶ Timer for the duration of the finishing process
- ▶ Controls for dosing of fresh water or process water in recycling mode

Control panel E2:



- ▶ Easy to operate contactor panel for standalone machines without any peripheral equipment
- ▶ Push buttons and indicator lights
- ▶ Timer for the start and duration of the finishing process
- ▶ Controls for dosing of fresh water or process water in recycling mode

Extras:

- ▶ Variable speed of vibratory motor

Control panel E3 and E9:



- ▶ Complete process automation with PLC S7-1200 and KTP 400
- ▶ Fully automatic operation of all Keramo-Finish® process stages
- ▶ Easy addition of extra control modules
- ▶ Controls for dosing of fresh water or process water in recycling mode and peripheral equipment

Extras:

- ▶ Variable speed of vibratory motor

Compound dosing

A steady process water supply is a pre-condition for high quality finishing results. Since process water recycling systems offer ecological and economical advantages, they are preferred over fresh water supply systems.

Compound dosing for fresh water operation:



D1 Direct installation at the control panel E1 for stand-alone machines



D2 General purpose dosing unit



D3 Keramo-Finish® dosing system

Dosing unit for recycling operation:

Dosing unit for recycling liquids containing solid fines.




D1K without flow meter



D2K without flow meter

Parts cleaning: Spraying and rinsing units

Spraying and rinsing units clean the parts during and after the vibratory finishing process. Special controls and dosing units permit the activation of the spray/rinse units for each individual process step.



Rinse station – above separation area



Circular rinse station in the work bowl

Noise protection equipment

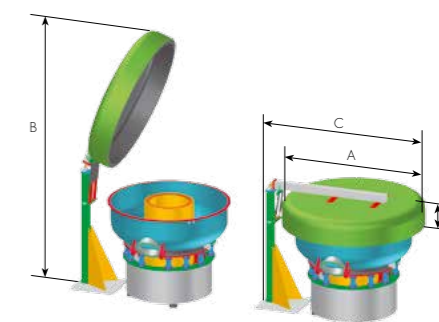
Noise abatement helps create an environmentally friendly working environment. In vibratory finishing, the size and operating intensity of the machine as well as the type and size of media and parts determine the noise level of the finishing process. Without any protective measures, the noise level can vary between 75 and 140 dB(A), mostly between 80 and 95 dB(A).

Noise enclosing lid or splash guards:

The noise generated by the finishing process can be reduced by a tilting sound enclosing lid.

| Type | | SDD 125 G | SDD 220 G | SDD 260 G | SDD 320 G | SDD 420 G |
|------------------------|------|-----------|-----------|-----------|-----------|-----------|
| External diameter max. | mm A | 1,130 | 1,410 | 1,500 | 1,570 | 1,740 |
| Max. height *, open | mm B | 2,600 | 3,000 | 3,100 | 3,100 | 3,500 |
| Max. width | mm C | 1,520 | 1,760 | 1,810 | 1,840 | 2,100 |
| Height lid | mm E | 250 | 280 | 280 | 280 | 300 |

* Height of max. opening angle = 70°



State: 04/09

| Type | | SDD 320 P | SDD 420 P | SDD 620 P | SDD 780 P | SDD 1050 P | SDD 1500 P |
|------------------------|------|-----------|-----------|-----------|-----------|------------|------------|
| External diameter max. | mm A | 1,570 | 1,740 | 1,940 | 2,050 | 2,050 | 2,400 |
| Max. height *, open | mm B | 3,100 | 3,550 | 3,600 | 3,750 | 3,750 | 4,250 |
| Max. width | mm C | 2,200 | 2,400 | 2,610 | 2,660 | 2,660 | 3,000 |
| Height lid | mm E | 280 | 300 | 300 | 300 | 300 | 300 |

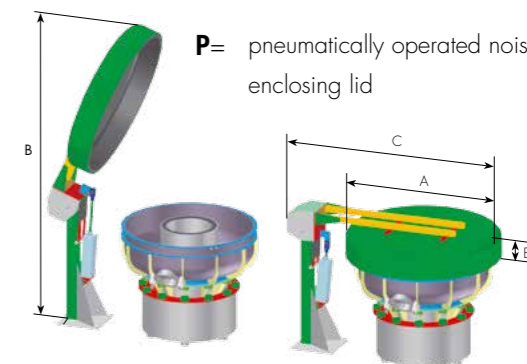
* Height of max. opening angle = 70°

State: 04/09



Splash guard package:

Recommended for ball burnishing applications: The splash guard cover, combined with suction pump and speed control, prevents the uncontrolled splashing of processing liquid when foam is produced as part of the finishing process.



P = pneumatically operated noise enclosing lid

The total noise protection package:

Noise protection cover and noise protection apron provide the perfect noise protection, especially in cramped conditions. Noise emissions of fully encapsulated machines – depending on operating conditions – can be reduced to < 80 dB(A).



Noise protection cabin:

This is the perfect solution for interlinked vibratory finishing systems with integrated parts loading and post-treatment units. The walk-in noise protection cabins provide easy access for cleaning, maintenance and inspection. Thickness of the cabin modules: 40 mm or 60 mm. Reduction of the noise level down to < 75 dB(A).



Special vibratory system

RVH rotary vibrators for wood processing

The RVH range of vibratory vibrators has been specifically designed for surface finishing of wooden components.

Applications:

- ▶ Deburring, radiusing
- ▶ Etching, bleaching, application of paint or wax

Features and accessories:

- ▶ Channel screen in work bowl
- ▶ Special drive with speed control
- ▶ Paint package with heating fan
- ▶ Multiple, easy to change work bowl inserts
- ▶ Dust extraction
- ▶ PUR triangular wedge profile
- ▶ Bottom unload or screen separation

Available sizes in the R ..., EC and Euro range:

- ▶ RVH 320
- ▶ RVH 420



Channel screen – removal of wooden chips



Work bowl insert with heater fan

Rotary vibrators with bottom unload plug

Total discharge after "part-on-part" processing or for external separation.



Bottom unload plug with pneumatically or hydraulically activated locking lever



Bottom unload plug with manual locking lever

Rotary vibrators with special work bowl lining



Process bowl with profiled structure: Prevents flat parts from sticking to the wall of the processing channel



Triangular wedge profile prevents light-weight parts from sticking to the channel wall and guides them back into the media mass

Vibratory finishing without part-on-part contact – Rotary vibrators with dividers ("paddle wheel" system)

The "paddle wheel" divides the work bowl into individual segments or chambers. Each chamber can contain one part. This prevents damage due to part-on-part contact.



Stationary "paddle wheel" with dividers



"Paddle wheel" rotating with the media mass

Vibratory finishing without part-on-part contact – Rotary vibrators without inner dome in the work bowl:

The components are either mounted to the work bowl or are "free floating" in the media mass:

- ▶ Large components: Single piece processing
- ▶ Small components: In groups, attached to special part fixtures



Available sizes:

- ▶ R 150 DL
- ▶ R 220 DL
- ▶ R 320 DL
- ▶ R 420 DL
- ▶ R 1500 DL

Continuous feed rotary vibrators – with parts in-feed chute

Parts are continuously fed into the work bowl through a special in-feed chute. This allows the use of the entire length of the process channel with cycle times of 3 – 7 minutes.



Available sizes:

- ▶ R 620 Euro
- ▶ R 780 Euro
- ▶ R 1050 Euro
- ▶ R 1500 Euro
- ▶ R 480/2 E-LR
- ▶ R 780/2 E-LR
- ▶ Use as vibratory finishing cells



Parts in-feed chute



Finishing cell with automatic parts washer and dryer

Fully automatic vibratory finishing

The efficiency of any vibratory finishing operation can be significantly increased by automating its material handling aspect – including parts-loading, -unloading and post-treatment. Rösler offers a complete range of material handling modules which can be configured into fully automatic surface finishing systems.

Examples of automated vibratory finishing systems ...

Linear vibratory screen separation combined with rinse station, vibratory dryer and rotary storage table for finished parts



Automatic polishing system consisting of multiple vibrators, conveyor belt and vibratory dryer

Loading of raw parts with conveyor belt system; a second system of conveyor belts transports the finished parts to a vibratory dryer



Parts loading: Load system movable on rails with integrated vibratory feed hopper conveyor belt for collecting finished parts and transferring them to a vibratory dryer




System for dual stage vibratory finishing: Parts are transferred from vibrator 1 to vibrator 2; drying with two vibratory dryers



Parts loading: Vibratory feed hopper. Vibratory washer for finished parts; drying with vibratory dryer linked with special vibratory screening unit to remove residual drying media from the finished parts



Removal of finished parts and media from work bowl with pneumatic unload gate; external separation with magnetic drum; drying in vibratory dryer



Loading unit with vibratory feed hopper, magnetic belt separator and hot air belt dryer





Germany

RÖSLER Oberflächentechnik GmbH
Werk Memmelsdorf
Vorstadt 1
D-96190 Untermmerzloch
Tel.: +49/9533/924-0
Fax: +49/9533/924-300
info@rosler.com

RÖSLER Oberflächentechnik GmbH
Werk Hausen
Hausen 1
D-96231 Bad Staffelstein
Tel.: +49/9533/924-0
Fax: +49/9533/924-300
info@rosler.com

USA

RÖSLER Metal Finishing USA, L.L.C.
1551 Denso Road
USA-Battle Creek
MI 49037
Tel.: +1/269/4413000
Fax: +1/269/4413001
rosler-us@rosler.com

France

RÖSLER France
Z.I. de la Fontaine d'Azon
CS 50513 - St. Clément
F-89105 Sens Cedex
Tel.: +33/3/86647979
Fax: +33/3/86655194
rosler-fr@rosler.com

Italy

RÖSLER Italiana S.r.l.
Via Elio Vittorini 10/12
I-20863 Concorezzo (MB)
Tel.: +39/039/611521
Fax: +39/039/6115232
rosler-it@rosler.com

Switzerland

RÖSLER Schweiz AG
Staffelbachstraße 189
Postfach 81
CH-5054 Kirchleerau
Tel.: +41/62/7385500
Fax: +41/62/7385580
rosler-ch@rosler.com

Spain

RÖSLER International GmbH & Co. KG
Sucursal en España
Polg. Ind. Cova Solera C/Roma, 7
E-08191 Rubí (Barcelona)
Tel.: +34/93/5885585
Fax: +34/93/5883209
rosler-es@rosler.com

Netherlands

RÖSLER Benelux B.V.
Reggestraat 18
NL-5347 JG Oss
Postbus 829
NL-5340 AV Oss
Tel.: +31/412/646600
Fax: +31/412/646046
rosler-nl@rosler.com

Belgium

RÖSLER Benelux B.V.
Avenue de Ramelot 6
Zoning Industriel
B-1480 Tubize (Saintes)
Tel.: +32/2/3610200
Fax: +32/2/3612831
rosler-be@rosler.com

Austria

RÖSLER Oberflächentechnik GmbH
Heimaneckgasse 15
A-1230 Wien
Tel.: +43/1/6985180-0
Fax: +43/1/6985182
rosler-at@rosler.com

Romania

RÖSLER Romania SRL
Str. Avram Iancu 39-43
RO-075100 Otopeni/ILFOV
Tel.: +40/21/352 4416
Fax: +40/21/352 4935
rosler-ro@rosler.com

Serbia

RÖSLER D.o.o.
Dr. Ivana Ribara 32
SRB-11070 Novi Beograd
Tel.: +381 11 3184407
rosler-rs@rosler.com

Great Britain

RÖSLER UK
Unity Grove, School Lane
Knowsley Business Park
GB-Prescot, Merseyside L34 9GT
Tel.: +44/151/4820444
Fax: +44/151/4824400
rosler-uk@rosler.com

Russia

RÖSLER Russland
Borovaya Str. 7, bldg. 4, office 107
111020 Moscow
Tel. / Fax: +7 / 495 / 247 55 80
rosler-ru@rosler.com

Brazil

RÖSLER Otec do Brasil LTDA
Estrada dos Galdinos 35
Jd. Barbacena
06700-000 - Cotia
São Paulo - Brasil
Tel.: +55/11/46123844
Fax: +55/11/46123845
info@rosler-tec.com.br

China

RÖSLER - BEIJING
Office 11N, Tower A, Beijing Fu Hua Mansion
No. 8, Chaoyangmen North Avenue
Dong Cheng District
Beijing 100027 P.R. China
Tel.: +86/10/6554 73 86
Tel.: +86/10/6554 73 89
Fax: +86/10/6554 73 87
rosler-cn@rosler.com

India

RÖSLER SurfaceTech Pvt. Ltd.
Pune Factory No: A-29, Chakan MIDC-Phase 2
Pune-410501
Tel.: +91/2135/690202

Bangalore Office No: 9, Main Road, RT Nagar
Bangalore-560032
Tel.: +91/80 23534445
Fax: +91/80 23339165
info@rosler.net.in

▶ and more than 150 representations worldwide

