

# Spinner Hanger Blast Cleaning Equipment



***DISA***

**GOFF**



DISA Goff Model 2460 "S"

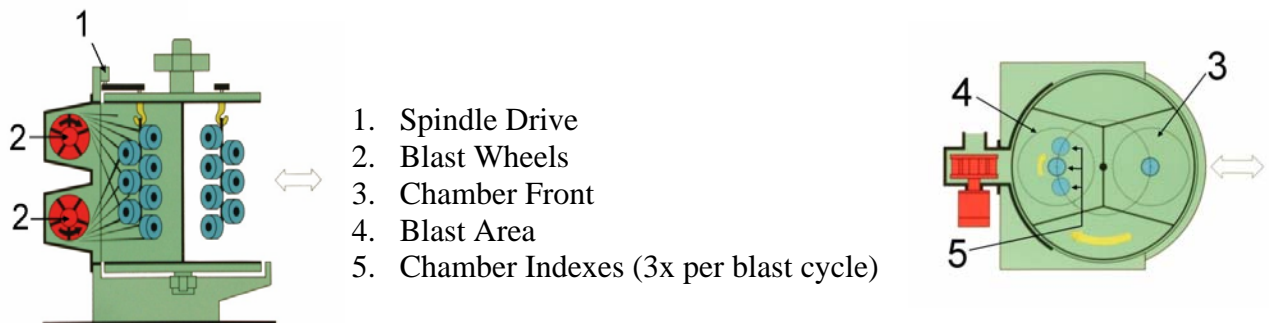
DISA Goff's Spinner Hanger consists of four main components: the main blast cabinet chamber, the abrasive wheel(s), the reclaim system and the electrical panel and controls. DISA Goff Spinner Hangers do not require any special foundations or pits.

## DISA Goff Spinner Hanger

DISA Goff's Spinner Hanger machines are proven by: foundries, die casters, investment casters, shot peeners, heat treaters, automotive remanufacturers, fabricators, and product surface coaters. Specifically designed to offer thorough blast coverage to parts or castings that are fragile or cannot be tumbled yet require continuous production output. A comprehensive range of machine sizes and capacities allow for various production requirements and part sizes. Models range from 12" diameter up to 60" swing diameters, plus the Hanger Table models include heavy duty rotary tables for additional versatility.

The main work cabinet of the Spinner Hanger encloses a unique revolving carousel door-less blast chamber divided into two compartments. Each section is equipped with its own rotating hook spindle for loading the parts to be cleaned. One important feature of the door-less design is that the machine's loading area is open and easily accessible during the blast cycle so that one chamber can be loaded while blasting occurs in the other chambers. This continuous work flow greatly increase productivity.

## DISA Goff Spinner Hanger Operation Sequence



## Blast Chambers Built Tough


The Spinner Hanger's revolving blast chambers, depending on the model, are either manganese fabricated or cast lined for long wear life and protection. The revolving chambers allow maximum blast exposure and virtually eliminate blast shadows resulting in quicker cycle times.

A unique seal design protects against abrasive leakage at the top, bottom and sides of the chambers. Whenever the chamber is revolving to its next position, the abrasive flow is interrupted until the chamber stops rotating. A large service door at the rear of the machine allows easy access to the blast area and blast wheels for inspection and maintenance.

DISA Goff Model 4860 HT shown with optional, split power doors and manual Wye Track.



# DISA



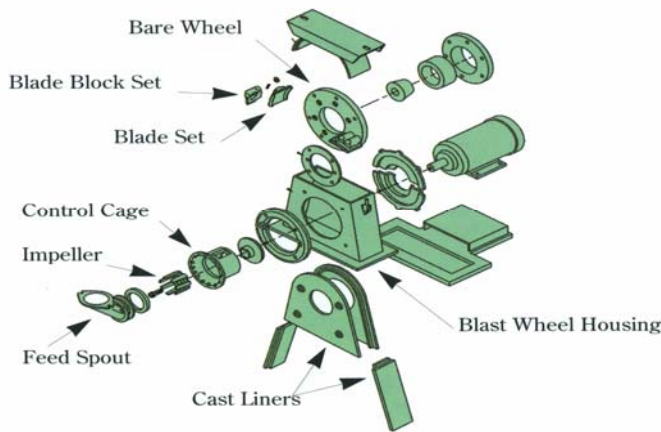
DISA Goff Model 4860 HT

## Dual Purpose Versatility with Hanger Table Machines

Encompassing both a rotating spindle and table, DISA Goff's Hanger Table machines are true, dual purpose workhorses. Capacity is increased with 3,000 pounds on the hook and up to 4,000 pounds on the table. The unique mounting of the Blast Wheels enable them to oscillate for maximum abrasive pattern angles up to 30 degrees while blasting and part exposure. Electrically controlled with an adjustable timer, the pivoting action is powered by a pneumatic cylinder. The system can also be integrated into an overhead rail system for added versatility.

# Efficiency and Precision: DISA Goff Blast Wheels

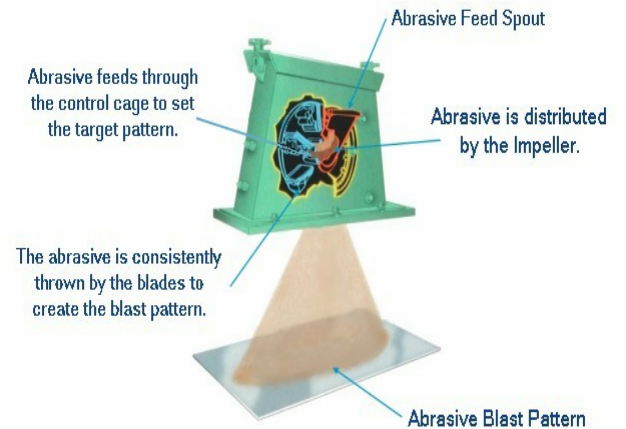
The Blast Wheel assembly is the heart of every DISA Goff machine. Each DISA Goff blast wheel is equipped with premium cast blades. During the blast operation a controlled flow of abrasive flows continuously through the feed spout into the impeller, which is rotating in synchronization with the blast wheel. The abrasive accelerates within the impeller and is smoothly inserted onto the individual blades through a slot in the control cage. The positioning of the slot, which is adjusted by rotating the control cage, determines the direction of the blast stream and allows the “hot spot” to be easily set. An ammeter measures the actual flow of abrasive.



## The DISA Goff Difference

- **Direct Drive Blast Wheels** Assures maximum energy is optimally used at all times.
- **Curved Blades** Curved in the direction of the rotation to provide high velocity and even distribution and better blast pattern control.
- **Unique Snap-Lock Blade Design** Enables quick and easy removal and replacement of worn blades.
- **Blade Sets** Weighed prior to leaving the factory to improve the balance and life expectancy of the wheel assembly.
- **Fully Lined Wheel Housing** With interlocking, cast wear-resistant liners, the interior of the blast wheel housing is protected.
- **Adjustable Abrasive Valve** Allows precise control of abrasive flow.

## Abrasive Blast Wheel

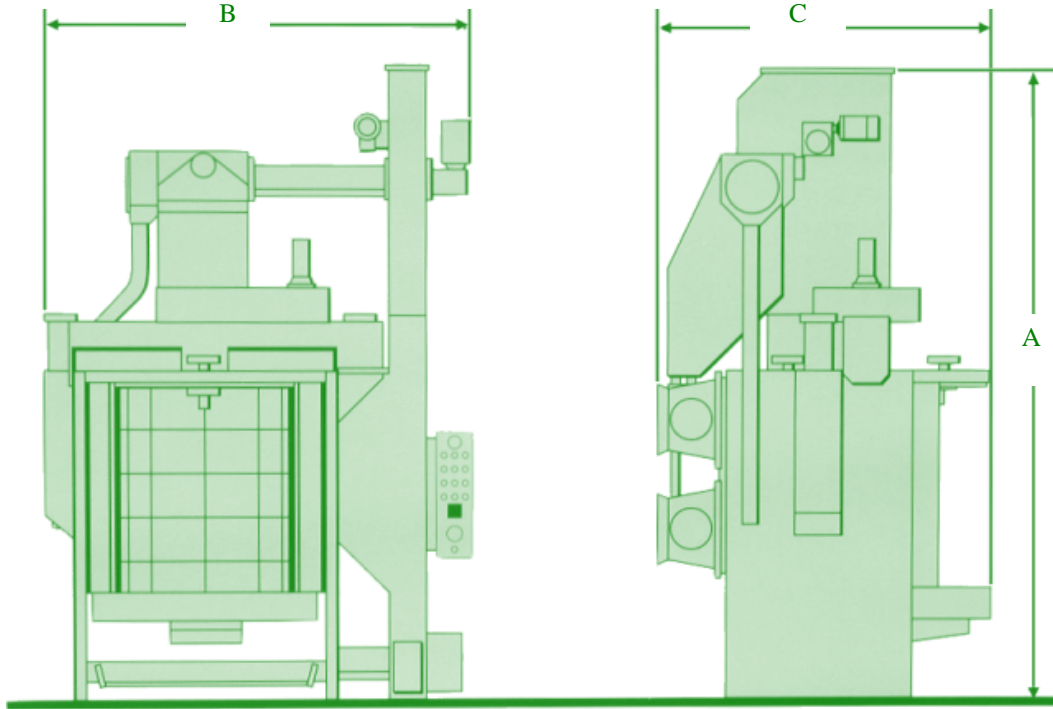


The adjustable control cage assures accurate blast pattern control.



Unique Snap-Lock Blade system allows easy and quick blade change.





### DISA Goff Spinner Hanger Models

#### Spinner Hangers

#### Hanger Tables

Model*	1224	1244	2024 D	2036 S	2448	2460 S	2460 D	3060 S	3672 S	3672 D	4884 D	48108 D	4860 S	4860 D	6060 HT
Number of Blast Wheels	1	2	2	2	2	2	2	2	2*	2*	2	4	2	2	2
Number of Blast Chambers	2	2	3	3	2	2	2	2	2	2	2	2	1	1	1
Power Per Blast Wheel (Std.)	5 HP	2 x 5 HP	2 x 10 HP	2 x 10 HP	2 x 5 HP	2 x 7-1/2 HP	2 x 7-1/2 HP	2 x 7 - 1/2	2 x 10 HP	2 X 10 HP	2 X 15 HP	4 X 10 HP	2 X 7-1/2 HP	2 X 7-1/2 HP	2 X 15 HP
Workload Capacity-Hanger (lbs.)	100 lbs.	100 lbs.	500 lbs.	300 lbs.	1000 lbs.	1500 lbs.	1500 lbs.	1500 lbs.	2000 lbs.	2000 lbs.	4000 lbs.	4000 lbs.	3000 lbs.	3000 lbs.	5000 lbs.
Workload Capacity-Table (lbs.)	-	-	-	-	-	-	-	-	-	-	-	-	4000 lbs.	4000 lbs.	-
Envelope Circle Diameter	12"	12"	20"	20"	24"	24"	24"	30"	36"	36"	48"	48"	48"	48"	60"
Work Piece Height	16"	36"	20"	28"	40"	52"	52"	52"	62"	62"	74"	96"	52"	52"	52"
Rotating Table Diameter	-	-	-	-	-	-	-	-	-	-	-	60"	52"	52"	20"
Single Lip Separator	***	•	-	•	•	•	-	-	•	-	-	-	-	•	•
Double Lip Separator	-	-	•	-	-	-	•	-	-	•	•	•	-	•	-
Rotary Screen	-	***	•	•	***	•	•	***	•	•	•	•	•	•	-
Required Ventilation (CFM)	700	800	2000	2000	1300	1600	2000	2000	2400	3000	4500	6000	2000	3000	3600
Total HP Without Dust Collector	6-1/3 HP	12-1/2 HP	24-1/2 HP	24-1/2 HP	17-1/2 HP	17-3/4 HP	19-1/4 HP	19 - 1/4 HP	24 HP	25 HP	36-1/4 HP	51-3/4 HP	17-1/2 HP	22-1/2 HP	-
Total Amps @ 460 Volts	9.0	17.0	35.0	35.0	24.0	25.0	27.0	27.0	34.0	34.0	50.0	71.0	25.0	29.0	-
<b>Dimensions</b>															
Height (A)	12'4"	11'1"	13'10"	18'0"	11'9"	13'5"	11'7"	11'7"	17'10"	20'0"	14'3"	20'	14'5"	12'3"	14'4"
Width (B)	4'11"	3'11"	7'8"	8'0"	8'2"	8'0"	9'8"	9'8"	12'0"	14'5"	18'0"	13'6"	8'8"	8'1"	9'4"
Depth (C)	4'10"	4'2"	9'10"	5'10"	6'7"	6'7"	10'2"	10'2"	10'5"	10'2"	11'1"	11'11"	8'5"	10'3"	8'8 - 3/4"
Total Machine Weight (lbs.)	2,400	2,700	7,000	6,000	3,500	8,000	9,000	9,500	10,000	12,000	24,000	30,000	6,000	7,500	7,000

\*Optional number of blast wheels available

\*\*\* Optionally Available

*Specifications subject to change without notice*





### **DISA Group**

Founded in 1900, DISA is the world's leading supplier of foundry equipment and metal surface finishing systems.

With factories, and sales and service offices in three continents and an extensive agent network, DISA serves international industrial manufacturers, foundries and metalworking industries with leading edge technology solutions, tailored to their specific needs.



For more information please visit  
**[www.disagroup.com](http://www.disagroup.com)**

For illustrative purposes the DISA equipment may be shown without any warning labels and with some of the protective guards removed. The warning labels and guards must always be in place when the equipment is in use.

The technical data are not binding. They are not warranted characteristics and are subject to change. Please consult Conditions and Supply stipulated in the relevant quotations.

**DISA Industrie AG**, Switzerland,  
P.O.B. 1070, CH-8207 Schaffhausen, Tel +41 52 631 1717,  
Fax +41 52 631 4888, [info.sh@disagroup.ch](mailto:info.sh@disagroup.ch)

**DISA Industrieanlagen GmbH**, Germany,  
Schwerter Str. 200, D-58099 Hagen, Tel +49 2331 965 3,  
Fax +49 2331 965 521, [info.hagen@disagroup.de](mailto:info.hagen@disagroup.de)

**DISA Industries s.r.o.**, Czech Republic,  
Za Balonkou 269, Pribram I CZ-261 01, Tel +420 318 479 111,  
Fax +420 318, 479 333, [info.pribram@disagroup.cz](mailto:info.pribram@disagroup.cz)

**DISA Goff Inc.**, USA  
12216 NS352; PO Box 1607, Seminole, OK 74818-1607,  
Tel +1 405 382 6900, Fax +1 405 382 7013, [disagoff@disagoff.com](mailto:disagoff@disagoff.com)

**DISA INDIA Ltd.**, India,  
Paradise #98 & 99, EPIP, Bangalore 560 066, Tel +91 80 2841 3301,  
Fax +91 80 2841 3315, [bangalore@disaindia.com](mailto:bangalore@disaindia.com)

**DISA Beijing Representative Office**, P.R. China,  
Room 901, Building No. 13, Jianwai SOHO,  
39 East 3rd Ring Road (Middle), Chaoyang District, Beijing 100022,  
National: Tel 010-5869.3381/82/83, Fax 010-5869.3380,  
International: Tel +86 139 1111 6250, [disacz@disagroup.com](mailto:disacz@disagroup.com)