

Barrel Blast Cleaning Equipment



D'ISA

GOFF



DISA Goff's 3 Cube Barrel machine offers a low profile design & 400 lb. load capacity.



DISA Goff's 6 Cube Barrel Blast machine features an 800 lb. load capacity and includes a power vertical lift door.

DISA Goff's Barrel Blast

DISA Goff's airless Barrel Blast machines are the natural choice for economical batch-type blast cleaning and surface preparation on parts or castings that can be tumbled for maximum coverage. DISA Goff offers several sized of Barrel Blast machines from 1½ - 24 cubic foot volume capacities, with load capacities ranging from 200 - 3,000 lbs. The DISA Goff Barrel Blast machines are proven in the following industries: die casting, automotive component and engine re-manufacturing, heat treat, investment cast, foundries, shot peening and forging; as well as numerous other surface preparation and cleaning applications.



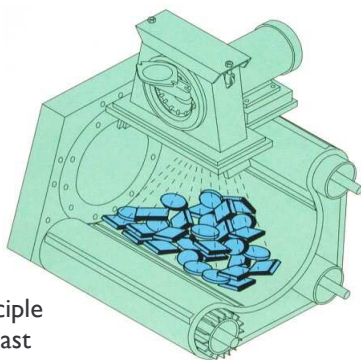
The Blast chamber of a DISA Goff Barrel Blast machine.

DISA Goff Barrel Blast machines have been well proven over the years. Whether used intermittently or in multi-shift operations, DISA Goff Barrel Blast machines provide unparalleled advantages:

- Attractive price/value ratio
- Easy operation, with very little training required
- Quick and easy exchange of worn or spare parts
- Simple, straightforward design
- Ease of maintenance
- Long life
- Pit-less design
- Automation packages

Barrel Blast Benefits

- Components to be cleaned may be loaded manually, mechanically, or automatically
- Simple, proven, efficient batch cleaning
- Floor space-saving construction
- Gentle tumbling of parts for consistent, overall blast pattern exposure
- Individual cycle times based on cleaning requirements



The basic working principle of DISA Goff's Barrel Blast machine

DISA Goff's trough-shaped blast chamber is formed by a continuous rubber belt. Both sides of the chamber are enclosed by rotating barrel heads made of high wear resistant material. Once the loading is completed and the access door is closed, the blast wheel begins propelling the abrasive media onto the tumbling parts or castings. The tumbling action assures that all components receive uniform exposure to the blast pattern, resulting in consistent processing, load after load.

The blast duration is set by a cycle timer. The abrasive, scale, and other contaminants continuously drain through the perforated rubber belt and are recycled to return clean abrasive to the storage hopper.

Built Simple...And Effective

DISA Goff has concentrated on building reliable blast equipment that provides superior solutions to customer needs.

- **Cabinet Construction** Compact and sturdy with large doors for easy accessibility, no pit required.
- **Rubber Belt** Continuous molded, multi-ply rubber belt with drain hole. Larger machines (12 and 24 Cube models) are equipped with an additional belt that provides support to the tumbling belt for large or heavy capacity loading.
- **Mill Jam Protection** Current monitor shuts off mill and blast wheel drives if the mill reaches a preset load condition, reducing the risk of damage to the rubber, tumble belt and interior liners.

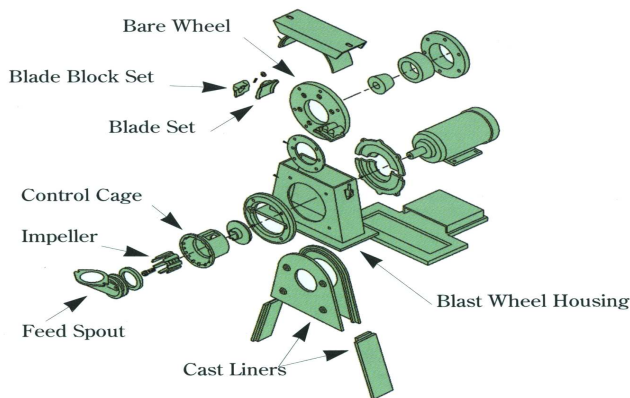


DISA Goff's 12 Cube Barrel Blast machine has a 1,600 lb. capacity. Shown with programmable-controlled automatic package including remote control pedestal, hydraulic pivot loader and vibratory takeaway conveyor. Most DISA Goff models are optionally available with automation capabilities.

Efficiency and Precision: DISA Goff Blast Wheels

The Blast Wheel

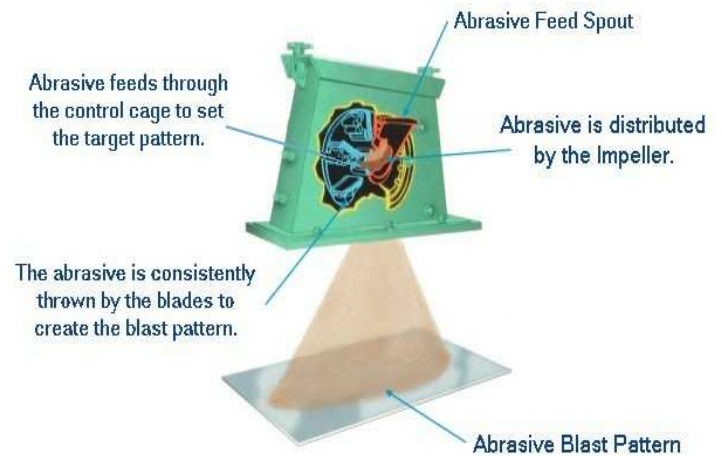
The Blast Wheel assembly is the heart of every DISA Goff machine. Each DISA Goff blast wheel is equipped with premium cast blades. During the blast operation a controlled flow of abrasive flows continuously through the feed spout into the impeller, which is rotating in synchronization with the blast wheel. The abrasive accelerates within the impeller and is smoothly inserted onto the individual blades through a slot in the control cage. The positioning of the slot, which is adjusted by rotating the control cage, determines the direction of the blast stream and allows the “hot spot” to be easily set. An ammeter measures the actual flow of abrasive.



The DISA Goff Difference

- **Direct Drive Blast Wheels** Assures maximum energy is optimally used at all times.
- **Curved Blades** Curved in the direction of the rotation to provide high velocity and even distribution and better blast pattern control.
- **Unique Snap-Lock Blade Design** Enables quick and easy removal and replacement of worn blades.
- **Blade Sets** Weighed prior to leaving the factory to improve the balance and life expectancy of the wheel assembly.
- **Fully Lined Wheel Housing** With interlocking, cast wear-resistant liners, the interior of the blast wheel housing is protected.
- **Adjustable Abrasive Valve** Allows precise control of abrasive flow.

Abrasive Blast Wheel

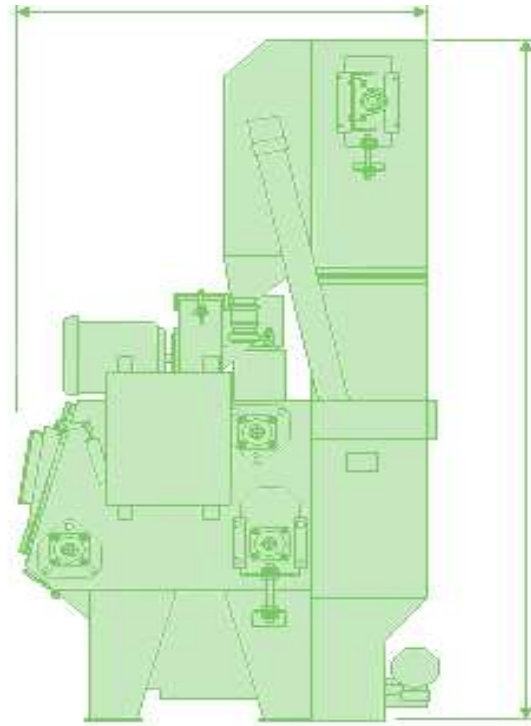
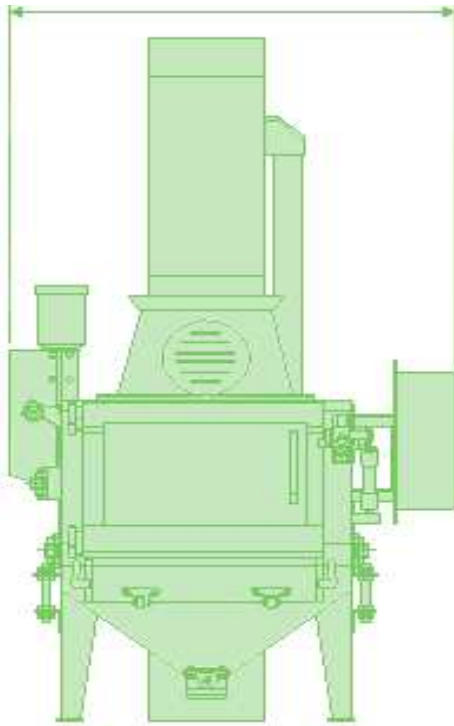


The adjustable control cage assures accurate blast pattern control.



Unique Snap-Lock Blade system allows easy and quick blade change.

Technical Data



DISA Goff Barrel Blast Models

Model	1-1/2 Cu. Ft.	2 Cu. Ft.	2-1/2 Cu. Ft.	3 Cu. Ft.	6 Cu. Ft. S	6 Cu. Ft. D	12 Cu. Ft. S	12 Cu. Ft. D	24 Cu. Ft.
Number of Blast Wheels	1	1	1	1	1	1	1	1	2
Power Per Blast Wheel (HP)	5 HP	5 HP	3 HP	7-1/2 HP	15 HP	15 HP	20 HP	20 HP	2x15 HP
Abrasive Initial Filling (lbs.)	175 lbs.	175 lbs.	175 lbs.	300 lbs.	400 lbs.	1200 lbs.	2000 lbs.	2000 lbs.	4000 lbs.
Workload Capacity (lbs.)	200 lbs.	250 lbs.	250 lbs.	400 lbs.	800 lbs.	1600 lbs.	1600 lbs.	1600 lbs.	3000 lbs.
Workload Dimensions	18"x20"	24"x22"	30"x24"	31"x24"	37"x28"	37"x28"	38"x42"	38"x42"	58"x48"
Single Lip Separator		9"		12"	14"		20"		
Double Lip Separator						•		•	•
Rotary Screen	(1)	(1)		(1)	(1)	•	•	•	•
Required Ventilation (CFM)	500	700	500	800	800	2000	2000	2000	2500
Total HP Without Dust Collector	6 HP	6HP	4-3/4 HP	8-3/4HP	17-1/4 HP	19-1/2 HP	23-3/4HP	24-1/2 HP	45-1/4 HP
Total Amps @ 460 Volts	11	11	7.6	14	27	27	34	34	59
Dimensions									
Height	7'	9'5"	9'8"	9'3"	12'6"	11'8"	15'3"	15'2"	18'
Width	4'	4'8"	4'8"	4'10"	7'2"	10'5"	8'8"	10'8"	14'7"
Depth	3'11"	4'	4'5"	5'3"0	6'1"	4'8"	5'6"	5'8"	7'7"
Total Machine Weight (lbs.)	1300 lbs.	1500 lbs.	1740 lbs.	2500 lbs.	5600 lbs.	7000 lbs.	9500 lbs.	10,000 lbs.	18,500 lbs.

*Specifications subject to change without notice.
(1) Optionally feature*



DISA Group

Founded in 1900, DISA is the world's leading supplier of foundry equipment, metal surface finishing systems, and air pollution control solutions. DISA is constantly setting new standards in the industry through an outstanding commitment to research and development.

With 2,500 employees, DISA is represented worldwide with production facilities and sales and service offices in three continents, and an extensive agent network.



A.P Moller - Maersk Group

DISA is part of the worldwide A.P. Moller—Maersk Group which has offices in 325 cities in more than 100 different countries, and employs some 50,000 people.

The business interests of the A.P. Moller—Maersk Group include oil and gas exploration and production, shipbuilding, aviation, industrial engineering and IT Services.

DISA Goff, Inc.
One Pleasant Grove Road
PO Box 1607
Seminole, Oklahoma 74818-1607
USA

Tel 405-382-6900
Tel 800-654-4633
Fax 405-382-7013
disagoff@disagoff.com
www.disagoff.com

For illustrative purposes the DISA equipment may be shown without any warning labels and with some of the protective guards removed. The warning labels and guards must always be in place when the equipment is in use.

The technical data are not binding. They are not warranted characteristics and are subject to change. Please consult Conditions of Supply stipulated in the relevant quotations.

DISA

www.disagroup.com

GOFF